



DUCT RODDERS & TRACEABLE RODDERS CATALOG



WHEREVER THE JOB TAKES YOU,
COUNT ON JAMESON™



since
1956



FIBERGLASS RODDERS

**UNDERGROUND CABLE
INSTALLATION AND
MAINTENANCE**



Since 1980, Jameson's Buddy® System of fiberglass rodders and fish tapes has evolved to become the most comprehensive in the industry. The round, flexible rod slides easily over wires in occupied conduit, offering exceptional bending strength for maneuvering tight turns. Whether installing short run electrical wire or running long distance copper or fiber optic cable, Jameson has a Buddy® to handle the job for you.

- Non-conductive fiberglass rod core
- High visibility orange polymer rod jacket protects against abrasion and reduce friction
- Round, flexible rod slides easily over wires in occupied conduit
- Exceptional bending strength
- Rod marked in 5' increments (1m metric marked available)
- Accessories attach to rod for greater versatility and easier fishing

BUDDY® RODDERS OVERVIEW



	Easy Buddy®	Good Buddy®	Good Buddy® III	Good Buddy® II	Big Buddy®	Mega Buddy®
Features	<ul style="list-style-type: none"> Flexible rod handles tight turns & medium length runs. Taller handle and wide wheel base for easy transport. 	<ul style="list-style-type: none"> Detach or fold frame for entry into confined areas. Reel can be set-up vertically or horizontally. 	<ul style="list-style-type: none"> Same diameter and lengths as Good Buddy, but with fixed frame and wide wheel base for easy transport. 	<ul style="list-style-type: none"> Larger frame and reel for longer rod capacity. All terrain wheels optional. 	<ul style="list-style-type: none"> Stiffest rod for long runs in larger conduit. All terrain wheels optional. 	<ul style="list-style-type: none"> Longest length available for large conduit. All terrain wheels standard.
Rod Diameter	1/4" (6.3mm)	3/8" (9.5mm)			1/2" (12.7mm)	
Lengths Available	300'–500' (91.4–152m)	300'–400' (91.4–121.9m)		400'–1,000** (121.9–182.9m)	400'–1,000' (121.9–304.8m)	1,500' (457.2m)
Recommended Conduit	1-2" (27–53mm)	2-4" (53–103mm)			4" or Larger (103mm)	
Min. Bend Radius	4" (101.6mm)	7" (177.8mm)			10" (254mm)	
Pull Strength	400 lbs. (181kg)	1,000 lbs. (452.5kg)			1,000 lbs. (452.5kg)	
Accessory Kit	Included 6-14-AK	Included 9-25-AK			Included 11-38-RK	
Dimensions	36.25" x 24.0" x 13" (92.1 x 61 x 33 cm)	29.0" x 29.0" x 27.0" (73.7 x 73.7 x 68.6 cm)	34.0" x 26.5" x 15.5" (86.4 x 67.3 x 39.4 cm)	40.0" x 32.0" x 18.0" (106 x 81.3 x 45.7 cm)	48" x 44" x 21" (121.9 x 111.8 x 53.3 cm)	
Weights	28 - 35 lbs. (12.7 - 15.9 kg)	55 - 62 lbs. (24.9 - 28.1 kg)	55 - 62 lbs. (24.9 - 28.1 kg)	71 - 137 lbs. (32.2 - 62.1 kg)	120 - 204 lbs. (54.4 - 92.5 kg)	278 lbs. (126.1 kg)
End Ferrule	5/16"–18 Male	3/8"–16 Male			3/8"–16 Male	

*1,000-ft model is built on Big Buddy frame

• All rodders include pulling eye and accessory/repair kit

• 400' -1,000' Good Buddy II, 400'-1,000' Big Buddy and 1,500' Mega Buddy, ships by Motor Freight

EASY BUDDY®

1/4" Diameter Rod - Lightweight Rodder For 1-2" Conduit

- Drag brake and safety feed eye to control payout
- Bend Radius: 4"
- 400-lb. pull/tensile strength
- Male end ferrule: #5/16"-18 thread pitch
- Accessory Kit included
- Dimensions: 36.25"H x 24"L x 13"W
(92.1 x 61 x 33 cm)

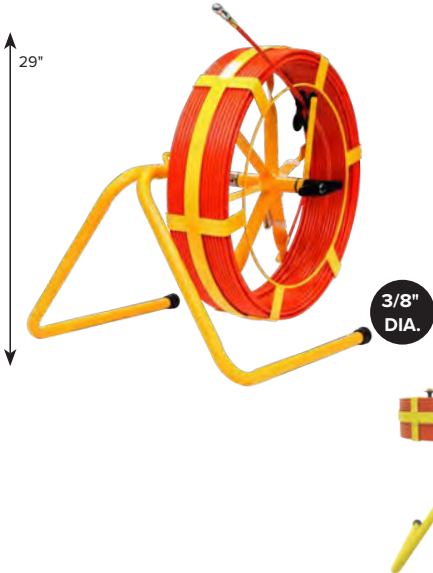


Size	Part Number	Display Packaging	Replacement Reel
300' x 1/4"	6-14-300M	6-14-300M-R	6-300RRM
400' x 1/4"	6-14-400M	6-14-400M-R	6-400RRM
500' x 1/4"	6-14-500M	6-14-500M-R	6-500RRM
600' x 1/4"	6-14-600M	6-14-600M-R	6-600RRM

GOOD BUDDY®

3/8" Diameter Rod - Designed to be used in conduit 2-4" in diameter

- 7" Bending Radius
- 1000-lb Pull/Tensile Strength
- Male end ferrule: #3/8"-16 thread pitch
- Includes End Ferrule and Pulling Eye
- Accessory Kit, End Ferrule and Pulling Eye Included
- Dimensions: 29"H x 29"L x 27"W (Folds to 10" Width)
(73.7 x 73.7 x 68.6 cm)

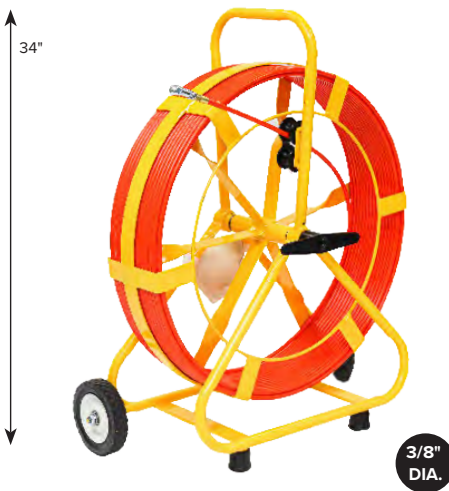


Size	Part Number	Replacement Reel
300' x 3/8"	9-25-300M	9-300RRM
400' x 3/8"	9-25-400M	9-400RRM

GOOD BUDDY III®

3/8" Diameter Rod - Smaller Frame For Maximum Portability

- 300' and 400' lengths
- Wheels and frame handle for transport
- Smaller frame size than GB or GB II
- Friction brake and safety roller feed
- Operates vertically or horizontally
- 1000-lb pull/tensile strength
- Dimensions: 34"H x 26.5"L x 15.5"W
(86.4 x 67.3 x 39.4 cm)

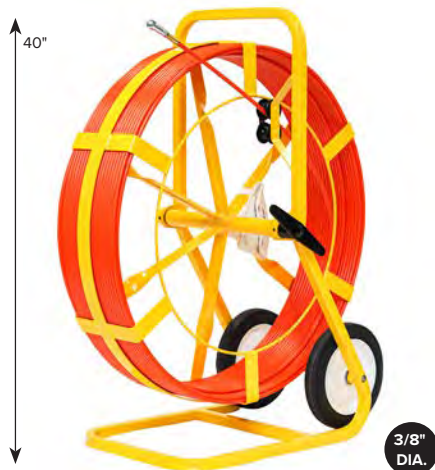


Size	Part Number	Replacement Reel
300' x 3/8"	9A-25-300M	9-300RRM
400' x 3/8"	9A-25-400M	9-400RRM

Rod is marked in 5' increments. Add 'MM' to part number for metric measure (1m increments)

TO ORDER METRIC MARKED ROD, ADD AN ADDITIONAL "M" TO PART NUMBER WHEN ORDERING. (EXAMPLE, 6-14-300M WOULD BE 6-14-300MM)

* Items Ending In "-R" Are Provided In Display-Ready Packaging



GOOD BUDDY® II

3/8" Diameter Rod - Increased Length For Longer Runs

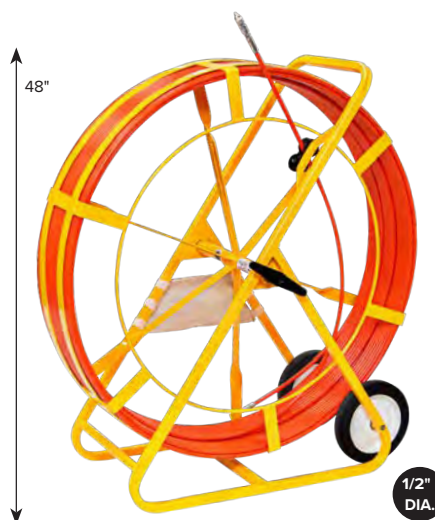
- 400', 500' and 600' lengths
- Oversized wheels support weight of longer rod
- Frame handle and wheels for transport
- Friction brake and safety roller feed
- Operates vertically or horizontally
- 1000-lb pull/tensile strength
- Dimensions: 40"H x 32"L x 18"W
(106 x 81.3 x 45.7 cm)

Size	Part Number	Replacement Reel
400' x 3/8"	11A-25-400M	11A-400RRM
500' x 3/8"	11A-25-500M	11A-500RRM
600' x 3/8"	11A-25-600M	11A-600RRM

Built on Big Buddy frame

1000' x 3/8"	11-25-1000M	11-25-1000RRM
--------------	-------------	---------------

To order 3/8" Good Buddy II with All-Terrain Wheels, add AWK to part number. Example: 11A-25-400M-AWK



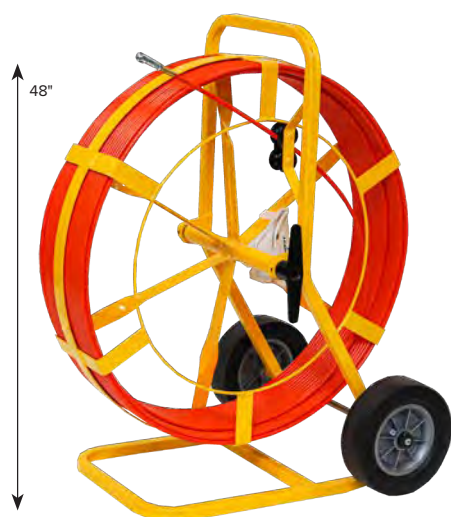
BIG BUDDY®

1/2" Diameter Rod - For Conduit 4" Or Larger

- Drag brake and safety feed eye to control pay out.
- 10" Bending Radius
- 1,000-lb Pull/Tensile Strength
- Male end ferrule: 3/8"-16 thread pitch
- Includes End Ferrule and Pulling Eye
- Accessory Kit included
- Dimensions: 48"H x 44"L x 21"W
(121.9 x 111.8 x 53.3 cm)

Size	Part Number	Replacement Reel
400' x 1/2"	11-38-400M	11-400RRM
500' x 1/2"	11-38-500M	11-500RRM
600' x 1/2"	11-38-600M	11-600RRM
800' x 1/2"	11-38-800M	11-800RRM
1,000' x 1/2"	11-38-1000M	11-1000RRM

To order 1/2" Big Buddy with All-Terrain Wheels, add AWK to part number. Example: 11A-38-400M-AWK

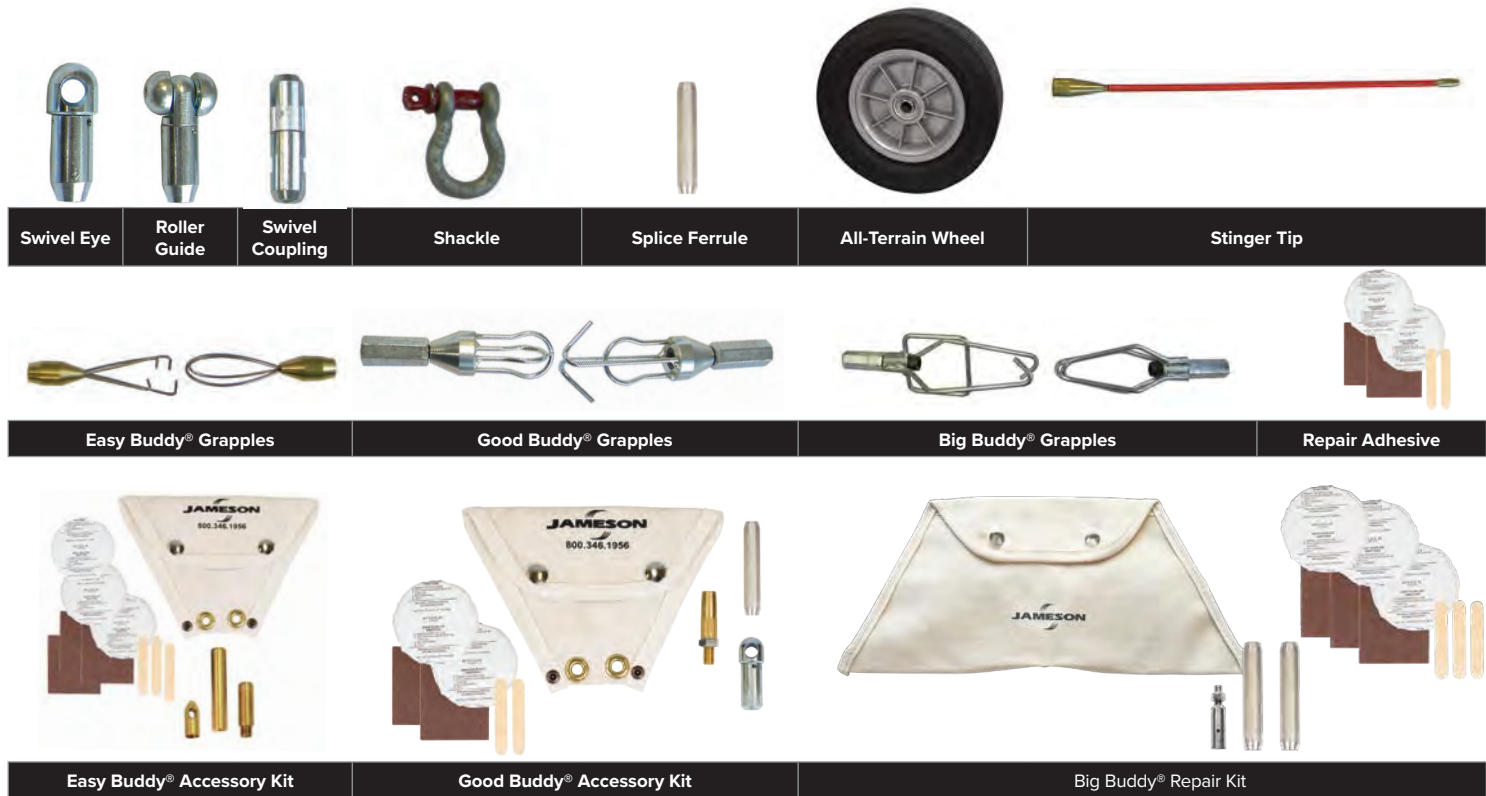


MEGA BUDDY®

1/2" Diameter Rod - For Conduit 4" Or Larger

- 1500 ft. of 1/2-inch diameter fiberglass rod marked every 5 ft. (Metric every 1m)
- Ideal for 4" or larger conduit
- 10" Bend Radius
- 1,000-lb Pull/Tensile Strength
- Drag brake and safety feed eye to control pay out
- Accessory Kit Included: Splice Ferrule, Pulling Eye, End Ferrule, Adhesive, and Emery Cloth
- Dimensions: 48"H x 44"L x 21"W
(121.9 x 111.8 x 53.3 cm)
- Weight: 260 lbs.

Size	Part Number	Replacement Reel
1,500' x 1/2"	11-38-1500M	11-1500RRM



Accessories	Description	Easy Buddy [®]	Good Buddy [®] Good Buddy [®] II Good Buddy [®] III	Big Buddy [®] Mega Buddy [®]
Accessory Kit	Canvas Pouch - Pulling Eye, Splice Ferrule, End Ferrule, Adhesive and Emery Cloth	6-14-AK or 6-14-AK-R		
	Canvas Pouch - Swivel Pulling Eye, Splice Ferrule, End Ferrule, Adhesive and Emery Cloth		9-25-AK or 9-25-AK-R	
	Canvas Pouch - Splice Ferrule (2), End Ferrule, Adhesive, and Emery Cloth			11-38-RK or 11-38-RK-R
Repair Adhesive	Adhesive, Applicator, Emery Cloth	9-167		
Fixed Pulling Eye	Attach pull line or pulling grip to rod	6-160		
Swivel Pulling Eye	Attach pull line or pulling grip to rod	6-139	9-139	11-139
Shackle Fitting	Use with Pulling Eye 11-139 for larger pulling loop		11-142	11-142
Roller Guide	Guide rod through bends, sweeps & misalignments	6-141	9-141 or 9-141-R	11-141 or 11-141-R
Flexible Spring Leader	Guide rod through bends, sweeps & misalignments	6-162		
Flexible Leader w/Lg. Tip	Guide rod through bends, sweeps, & misalignments			
Flexible Leader w/Eyelet	Guide rod through bends, sweeps, & misalignments			
Flexible Fiberglass Stinger Tip	Guide rod through bends, sweeps, & misalignments		9-25-12ST (12" Tip) 9-25-24ST (24" Tip)	11-25-6ST (6' Tip) 11-25-8ST (8' Tip)
Swivel Coupling	Connect two rods for added length; provides rotation when pulling line, rope, or wire	6-143	9-143	11-143
Rod Grapples	Connect two rodders from opposite directions	6-148	9-148	11-148
Splice Repair Kit	Splice Ferrule, Adhesive, and Emery Cloth	6-140 or 6-140-R	9-140 or 9-140-R	11-140 or 11-140-R
End Ferrule Repair Kit	End Ferrule, Adhesive, and Emery Cloth	6-146 or 6-146-R	9-146 or 9-146-R	11-146 or 11-146-R
All-Terrain Wheel Kit	Replacement All-Terrain Wheel Kit (2 wheels/axle)		11A-AWK (GB II Only)	11-AWK

* Items Ending In "-R" Are Provided In Display-Ready Packaging

EZ-REEL™

REPLACEMENT ROD ON REEL

Jameson Buddy®, Duct Hunter™ and Live Tracer™ rodders are the most durable in the market, but we know job sites can be extremely tough. Using our repair kits, customers are often able to splice rod or repair end-fittings to keep their rodders in service.

However, on occasion it may be necessary to replace the entire spool of rod due to more severe damage. Removal, disposal and rod replacement can be a difficult and time-consuming task. Responding to customer feedback, Jameson introduced EZ-REEL™ pre-loaded replacement reels which help improve speed and safety of replacing damaged rod material.



Easy Buddy®

Part Number	Reel	Size
6-300RRM	Easy Buddy®	1/4" x 300'
6-400RRM	Easy Buddy®	1/4" x 400'
6-500RRM	Easy Buddy®	1/4" x 500'
6-600RRM	Easy Buddy®	1/4" x 600'
9-300RRM	Good Buddy® and Good Buddy® III	3/8" x 300'
9-400RRM	Good Buddy® and Good Buddy® III	3/8" x 400'
11A-400RRM	Good Buddy® II	3/8" x 400'
11A-500RRM	Good Buddy® II	3/8" x 500'
11A-600RRM	Good Buddy® II	3/8" x 600'
11-400RRM	Big Buddy®	1/2" x 400'
11-500RRM	Big Buddy®	1/2" x 500'
11-600RRM	Big Buddy®	1/2" x 600'
11-800RRM	Big Buddy®	1/2" x 800'
11-1000RRM	Big Buddy®	1/2" x 1000'
11-1500RRM	Mega Buddy®	1/2" x 1500'


Rod is marked in 5' increments.

SONDE & ADAPTERS

A sonde is a battery-powered locating beacon used to pinpoint rod end. Its signal is detected by a receiver.

Using an adapter, the sonde is attached to the rod ferrule to locate in underground pipes or conduit.

Can be used with Duct Hunter™ Traceable Rodders or Buddy® Rodders.



See Page 113 for Full List Of Adapters To Use Sonde With Jameson Buddy Rodders



TRACEABLE RODDERS

**LOCATE UNDERGROUND
CONDUIT OR PIPE**



The Duct Hunter™ is a continuous fiberglass duct rodder with a copper wire embedded in the rod core. Connecting a signal transmitter to the rod energizes the wire, allowing the user to trace the continuous path of the pipe with a receiver.

Works with any non-conductive pipe, such as PE, PVC, concrete, clay or tile. One person can do the job with minimal or no excavation.

- Trace to depths up to 10'
- Trace sewer laterals to confirm no cross bore has occurred
- Trace ductile iron, plastic, tile or concrete pipe
- Attach sonde, roller guide or pulling eye to rod's end ferrule
- Works with any locator set
- Accessory kit included
- Sonde adapters available
- Great bending strength
- All rodders include pulling eye or roller guide and repair kit
- All rodders (1/4" and larger) marked in 5' increments (1m metric marked available)

DUCT HUNTER™ OVERVIEW



	1/8" Diameter Mini Duct Hunter™	3/16" Diameter Mini Duct Hunter™	1/4" Diameter Duct Hunter™	5/16" Diameter Duct Hunter™	5/16" Diameter Duct Hunter™	7/16" Diameter Duct Hunter™
Applications	<ul style="list-style-type: none"> Trace Fiber Optic Micro-Duct Trace Sewer Laterals & Septic Lines; Fiberglass Will Not Rust 		<ul style="list-style-type: none"> Trace To Depths Up To 10' Trace Sewer Laterals To Confirm No Cross Bore Has Occurred Trace Ductile Iron, Plastic, Tile Or Concrete Pipe 			
Features	<ul style="list-style-type: none"> Ultra-portable Trace fiber-optic microducts 8mm ID and larger 	<ul style="list-style-type: none"> Ultra-portable Short straight runs in pipe to 4" diameter 	<ul style="list-style-type: none"> Tall handle & wide wheel base for easy transport Trace longer sewer laterals 	<ul style="list-style-type: none"> Stiffer rod with roller guide moves through corrugated and tile systems 	<ul style="list-style-type: none"> Large frame carries longer lengths All-terrain wheels available 	<ul style="list-style-type: none"> Stiffest rod for largest pipes & longest runs All-terrain wheels available
Lengths Available	100' - 300' (30.5 - 91.4m)		300' - 600' (91.4 - 183m)	300' - 400' (91.4 - 122m)	500' - 800' (152 - 244m) 1200' (366m)	300' - 1000' (91.4 - 305m)
Recommended Conduit	1/2" - 1" (15 - 25mm)	3/4" - 1-1/2" (20 - 40mm)	1" - 2" (25 - 50mm)	2" - 4" (50 - 100mm)		4" or larger (100mm)
Min. Bend Radius	1.75" (4.5 cm)	2.5" (6.4 cm)	4" (10.2 cm)	6" (15 cm)		9" (23 cm)
Pull Strength	150 Lbs.	300 Lbs.	400 Lbs.	500 Lbs.		800 Lbs.
Accessory Kit	Included (15-18-AK)		Included (16-14-AK)	Included (12-516-AK)		Included (13-716-AK)
Dimensions	22" x 17" x 7" (55.9 x 43.2 x 17.8 cm)		36.25" x 24.0" x 13" (92.1 x 61 x 33 cm)	34.0" x 26.5" x 15.5" (86.4 x 67.3 x 39.4 cm)	40.0" x 32.0" x 18.0" (106 x 81.3 x 45.7 cm)	48" x 44" x 21" (121.9 x 111.8 x 53.3 cm)
Weights	11.1 - 15.0 lbs. (5.0 - 6.8 kg)	11.6 - 15.5 lbs. (5.3 - 7.0 kg)	28.0 - 39.0 lbs. (12.7 - 17.7 kg)	46.7 - 51.7 lbs. (21.2 - 23.5 kg)	65.0 - 105.0 (29.5 - 47.6 kg)	97.0 - 167.0 lbs. (44.0 - 75.8 kg)
End Ferrule	1/4" - 20			3/8" - 16		

*1,000-ft model is built on Big Buddy frame

• All rodders include pulling eye and accessory/repair kit

• 500' - 800' 5/16" Diameter Duct Hunter and 300' - 1000' 7/16" Duct Hunter, ships by Motor Freight



MINI DUCT HUNTER™ - 1/8" DIAMETER ROD

For Tracing Small Conduit or Pipes

- Trace sewer laterals (up to 4 inches in diameter) to avoid cross bores
- Locate fiber optic cable in plastic pipe without tracer wire
- Bend Radius: 1.75"
- Locate fiber optic micro-duct during fiber-to-the-home applications
- Fiberglass will not rust during plumbing applications
- Accessory Kit included
- Dimensions: 22" x 17" x 7"
(55.9 x 43.2 x 17.8 cm)

Size	Part Number	Replacement Reel
100' x 1/8"	15-18-100	15-18-100RR
150' x 1/8"	15-18-150	15-18-150RR
200' x 1/8"	15-18-200	15-18-200RR
250' x 1/8"	15-18-250	15-18-250RR
300' x 1/8"	15-18-300	15-18-300RR



MINI DUCT HUNTER™ - 3/16" DIAMETER ROD

For Tracing Small Conduit or Pipes

- Trace sewer laterals (up to 4 inches in diameter) to avoid cross bores
- Locate fiber optic cable in plastic pipe without tracer wire
- Bend Radius: 2.5"
- Locate fiber optic micro-duct during fiber-to-the-home applications
- Fiberglass will not rust during plumbing applications
- Accessory Kit included
- Dimensions: 22" x 17" x 7"
(55.9 x 43.2 x 17.8 cm)

Size	Part Number	Replacement Reel
100' x 3/16"	15-316-100	15-100RR
150' x 3/16"	15-316-150	15-150RR
200' x 3/16"	15-316-200	15-200RR
250' x 3/16"	15-316-250	15-250RR
300' x 3/16"	15-316-300	15-300RR



DUCT HUNTER™ - 1/4" DIAMETER ROD

For Tracing Small Conduit or Pipes

- Bend Radius: 4"
- Locate sewer laterals to confirm no cross bore has occurred
- Locate ductile iron, plastic, tile or concrete pipe
- For use in conduit with an inside diameter between 1 and 2 inches
- Marked every 5 ft. (Metric every 1m)
- Dimensions: 36.25" x 24" x 13"
(92.1 x 61 x 33 cm)

Size	Part Number	Replacement Reel
300' x 1/4"	16-14-300M	16-300RRM
400' x 1/4"	16-14-400M	16-400RRM
500' x 1/4"	16-14-500M	16-500RRM
600' x 1/4"	16-14-600M	16-600RRM

DUCT HUNTER™ TRACEABLE RODDERS

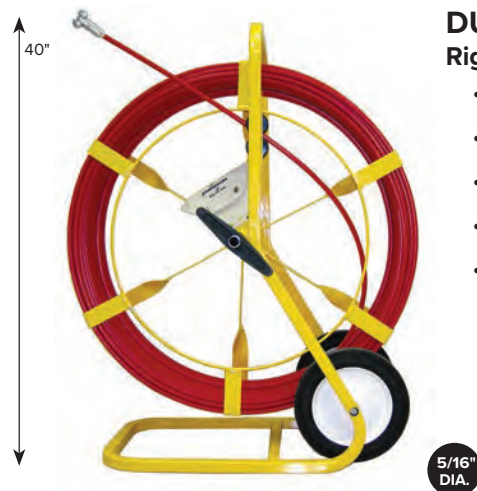


DUCT HUNTER™ - 5/16" DIAMETER ROD

Increased Length For Longer Runs

- For use in conduit with an inside diameter between 2 and 4 inches
- Locate sewer laterals to confirm no cross bore has occurred
- Bend Radius: 6"
- Locate ductile iron, plastic, tile or concrete pipe
- Traceable fiberglass rod marked every 5 feet
- Dimensions: 34" x 26" x 16"
(86.4 x 67.3 x 39.4 cm)

Size	Part Number	Replacement Reel
300' x 5/16"	12-516-300M	12-300RRM
400' x 5/16"	12-516-400M	12-400RRM



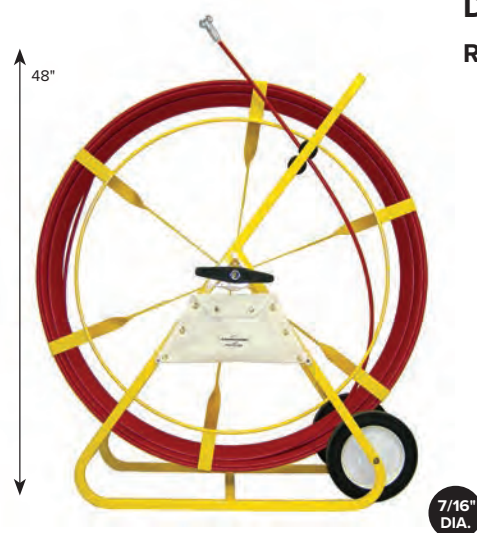
DUCT HUNTER™ - 5/16" DIAMETER ROD

Rigid Frame and Wheel Construction For Maximum Portability

- Locate sewer laterals to confirm no cross bore has occurred
- Bend Radius: 6"
- Locate ductile iron, plastic, tile or concrete pipe
- Traceable fiberglass rod marked every 5 feet
- Dimensions: 40" x 32" x 18"
(101.6 x 81.3 x 45.7 cm)

Size	Part Number	Replacement Reel
500' x 5/16"	12A-516-500M	12A-500RRM
600' x 5/16"	12A-516-600M	12A-600RRM
700' x 5/16"	12A-516-700M	12A-700RRM
800' x 5/16"	12A-516-800M	12A-800RRM
1200' x 5/16"	12A-516-1200M	12A-1200RRM

To order 5/16" Duct Hunter with All-Terrain Wheels, add AWK to part number. Example: 12A-516-700M-AWK



DUCT HUNTER™ - 7/16" DIAMETER ROD

Rigid Frame and Wheel Construction For Maximum Portability

- Drag brake and safety feed eye to control pay out.
- 9" Bending Radius
- 800lb Pull/Tensile Strength
- Traceable fiberglass rod marked every 5 feet
- For use in conduit with an inside diameter 4 inches or larger
- Male end ferrule: 3/8"-16 thread pitch
- Includes End Ferrule and Pulling Eye
- Accessory Kit included
- Dimensions: 48"H x 44"L x 21"W
(121.9 x 111.8 x 53.3 cm)

Size	Part Number	Replacement Reel
400' x 7/16"	13-716-400M	13-400RRM
500' x 7/16"	13-716-500M	13-500RRM
600' x 7/16"	13-716-600M	13-600RRM
800' x 7/16"	13-716-800M	13-800RRM
1000' x 7/16"	13-716-1000M	13-1000RRM

To order 7/16" Duct Hunter with All-Terrain Wheels, add AWK to part number. Example: 13-716-400M-AWK

TO ORDER METRIC MARKED ROD, ADD AN ADDITIONAL "M" TO PART NUMBER WHEN ORDERING. (EXAMPLE, 16-14-300M WOULD BE 16-14-300MM)

DUCT AND TILE TRACING SYSTEM Featuring the McCormick Easy Winder

The Duct and Tile Tracing System is designed to enhance ergonomics, efficiency, and speed by eliminating the need for manual hand-over-hand operation when feeding or retracting a duct hunter from ducts, tiles, or drain lines, and its primary application revolves around tracing and locating drain lines, tiles, culverts, and irrigation lines.

- Improves ergonomics, efficiency, and speed
- Adjustable to both 5/16" and 7/16" diameter rod
- Directly mounts to Jameson Duct Hunter frames constructed with square tubing
- Powered by common variable speed battery or corded drills with 1/2" chucks
- Cushioned roller design that will not damage the rod.
- Allows for standard, manual usage of the Duct Hunter if no drill is available

System Composition:

Easy Winder by McCormick Equipment, Leader Ball, plus any Duct Hunter™ - 5/16" Traceable Rodders (12A-516-XXX) and Duct Hunter™ - 7/16" Traceable Rodders (13-716-XXX).

Will not work with units built with a round-tube frame.
(15-18-XXX, 15-316-XXX, 16-14-XXX, 12-516-XXX)

Part Number	Description
DH-EW-K	DH-EW (Easy Winder by McCormick Equipment) with a black phenolic leader ball



DUCT HUNTER™ TRACEABLE RODDERS

ACCESSORIES



Accessories	Description	1/8" Mini Duct Hunter	3/16" Mini Duct Hunter	1/4" Duct Hunter	5/16" Duct Hunter	7/16" Duct Hunter
Accessory Kit	Canvas Pouch - Roller Guide, End Ferrule, Splice Ferrule, 2 Adhesive, 2 Emery Cloth, Heat Shrink Tubing & Rod Terminal				12-516-AK or 12-516-AK-R	13-716-AK or 13-716-AK-R
	Canvas Pouch - Ball-Nose Spring Leader, End Ferrule, Splice Ferrule, 2 Adhesive, 2 Emery Cloth, Heat Shrink Tubing & Rod Terminal			16-14-AK or 16-14-AK-R		
	Canvas Pouch - Flexible Leader W/Ball, End Ferrule, Splice Ferrule, Pulling Eye, Adhesive, Emery Cloth & Heat Shrink Tubing	15-18-AK or 15-18-AK-R	15-316-AK or 15-316-AK-R			
End Ferrule Repair Kit	End Ferrule, Adhesive, Emery Cloth & Rod Terminal (1/4" & Larger Rod Only)	15-18-146 or 15-18-146-R	15-146 or 15-146-R	16-146 or 16-146-R	12-146 or 12-146-R	13-146 or 13-146-R
Splice Repair Kit	Splice Ferrule, Adhesive, Emery Cloth, Heat Shrink Tubing & Rod Terminal (1/4" & Larger Rod Only)	15-18-140 or 15-18-140-R	15-140 or 15-140-R	16-140 or 16-140-R	12-140 or 12-140-R	13-140 or 13-140-R
Repair Adhesive	Adhesive, Applicator, Emery Cloth	9-167				
Roller Guide	Guides rod through bends, sweeps, misalignments & wires; Increases contact with pipe on lead end of rod to improve overall signal strength				9-141 or 9-141-R	
Roller Guide with Spring Leader	Heavy-duty spring & chain attached to swiveling roller guide helps guide rod over cables, rough surfaces & pipe joints					
Ball-Nose Spring Leader	Heavy-duty spring & chain with ball nose helps rod move over rough surfaces and pipe joints, 3/8"-16 hole (also fits Buddy rodders with 3/8" & 1/2" rods)			16-169		
	Heavy-duty spring & chain with ball nose helps rod move over rough surfaces and pipe joints, 3/8"-16 hole (also fits Buddy rodders with 3/8" & 1/2" rods)				12-163	
Flexible Leader With Ball	Flexible leader with steel cable and plastic ball helps rod navigate tight bends and pipe joints	15-163				
Swivel Eye	Attaches pull line to rod, swivels				9-139	
Pulling Eye	Attaches pull line to rod, fixed	15-160		16-160		
All Terrain Wheels	Two wheels, spacers, lock collars, axle & hex wrench(fits 12A- and 13- models only)				11A-AWK	11-AWK

* Items Ending In "-R" Are Provided In Display-Ready Packaging






SONDE & ADAPTERS

A sonde is a battery-powered locating beacon used to pinpoint rod end. Its signal is detected by a receiver.

Using an adapter, the sonde is attached to the rod ferrule to locate in underground pipes or conduit.

Can be used with Duct Hunter™ Traceable Rodders or Buddy® Rodders.




Type	Part Number	Threads		Fits Sondes:	Fits Jameson Rodders:
		Side A	Side B		
Flexible Spring & Chain Adapters  Double Female  Female & Male	6-169	5/16"-18 female	1/4"-20 male	- Jameson 14-170 - Sondes with 1/4"-20 hole (Subsite)	Easy Buddy® 1/4"
	6-169-M10	5/16"-18 female	M10 female	- Sondes with M10 stud (Vivax-MetroTech)	
	9-169	3/8"-16 female	1/4"-20 male	- Jameson 14-170 - Sondes with 1/4"-20 hole (Subsite)	All Good Buddies Big & Mega Buddy® Duct Hunters™ 3/8" 1/2" 5/16" & 7/16"
	16-168	1/4"-20 female	1/4"-20 male	- Jameson 14-170 - Sondes with 1/4"-20 hole (Subsite)	Mini-Duct Hunters™ Duct Hunter™ Live Tracer™ 1/8" & 3/16" 1/4" 1/4"
Solid Adapters  Double Female  Female & Male	10-170	#12-24 female	1/4"-20 male	- Jameson 14-170 - Sondes with 1/4"-20 hole (Subsite)	Little Buddy® 3/16"
	6-170	5/16"-18 female	1/4"-20 male	- Jameson 14-170 - Sondes with 1/4"-20 hole (Subsite)	Easy Buddy® 1/4"
	9-170	3/8"-16 female	1/4"-20 male	- Jameson 14-170 - Sondes with 1/4"-20 hole (Subsite)	All Good Buddies Big & Mega Buddy Duct Hunters™ 3/8" 1/2" 5/16" & 7/16"
	12-170	3/8"-16 female	M10 female	- Sondes with M10 stud (Vivax-MetroTech)	
	15-165	1/4"-20 female	M5 male	- Sondes with M5 hole (Radio detection S6 micro-Sonde)	Mini-Duct Hunters™ Duct Hunter™ Live Tracer™ 1/8" & 3/16" 1/4" 1/4"
	15-166	1/4"-20 female	M6 male	- Sondes with M6 hole (Radio detection S9 micro-Sonde)	
Sonde 	14-170	1/4"-20 female		- Sonde, operates at 512 HZ, AAA battery included, up to 4 hours continuous use. Trace depths up to 20' (plastic pipe) or 10' (cast iron pipe). 3.25" x .83" dia.	Mini-Duct Hunters™ Duct Hunter™ Live Tracer 1/8" & 3/16" 1/4" 1/4"
	12-165			- Kit: Sonde 14-170 and adapter 9-169	All Good Buddies® Big & Mega Buddy® Duct Hunters™ 3/8" 1/2" 5/16" & 7/16"

DUCT HUNTER™ TRACEABLE RODDERS

EZ-REEL™ REPLACEMENT ROD ON REEL



Mini Duct Hunter™



Live Tracer™

1/8", 3/16" MINI DUCT HUNTER™ AND LIVE TRACER™

Part Number	Replacement Cartridge	Size
15-18-100RR	Mini Duct Hunter™	1/8" x 100'
15-18-100RR-GL	Live Tracer™ with fixed bullet tip	1/8" x 100'
15-18-100RR-GLFT	Live Tracer™ with fixed flexible tip	1/8" x 100'
15-18-150RR	Mini Duct Hunter™	1/8" x 150'
15-18-150RR-GL	Live Tracer™ with fixed bullet tip	1/8" x 150'
15-18-150RR-GLFT	Live Tracer™ with fixed flexible tip	1/8" x 150'
15-18-200RR	Mini Duct Hunter™	1/8" x 200'
15-18-200RR-GL	Live Tracer™ with fixed bullet tip	1/8" x 200'
15-18-200RR-GLFT	Live Tracer™ with fixed flexible tip	1/8" x 200'
15-18-250RR	Mini Duct Hunter™	1/8" x 250'
15-18-250RR-GL	Live Tracer™ with fixed bullet tip	1/8" x 250'
15-18-250RR-GLFT	Live Tracer™ with fixed flexible tip	1/8" x 250'
15-18-300RR	Mini Duct Hunter™	1/8" x 300'
15-18-300RR-GL	Live Tracer™ with fixed bullet tip	1/8" x 300'
15-18-300RR-GLFT	Live Tracer™ with fixed flexible tip	1/8" x 300'
15-100RR	Mini Duct Hunter™	3/16" x 100'
15-100RR-GL	Live Tracer™ with fixed bullet tip	3/16" x 100'
15-100RR-GLFT	Live Tracer™ with fixed flexible tip	3/16" x 100'
15-150RR	Mini Duct Hunter™	3/16" x 150'
15-150RR-GL	Live Tracer™ with fixed bullet tip	3/16" x 150'
15-150RR-GLFT	Live Tracer™ with fixed flexible tip	3/16" x 150'
15-200RR	Mini Duct Hunter™	3/16" x 200'
15-200RR-GL	Live Tracer™ with fixed bullet tip	3/16" x 200'
15-200RR-GLFT	Live Tracer™ with fixed flexible tip	3/16" x 200'
15-250RR	Mini Duct Hunter™	3/16" x 250'
15-250RR-GL	Live Tracer™ with fixed bullet tip	3/16" x 250'
15-250RR-GLFT	Live Tracer™ with fixed flexible tip	3/16" x 250'
15-300RR	Mini Duct Hunter™	3/16" x 300'
15-300RR-GL	Live Tracer™ with fixed bullet tip	3/16" x 300'
15-300RR-GLFT	Live Tracer™ with fixed flexible tip	3/16" x 300'

1/4", 5/16", 7/16" DUCT HUNTER™ AND LIVE TRACER™

Part Number	Replacement Reel		Size
16-300RRM	Duct Hunter™		1/4" x 300'
16-400RRM	Duct Hunter™		1/4" x 400'
16-500RRM	Duct Hunter™		1/4" x 500'
16-600RRM	Duct Hunter™	Live Tracer™	1/4" x 600'
12-300RRM	Duct Hunter™ (26" Dia. Reel)	Live Tracer™ (26" Dia. Reel)	5/16" x 300'
12-400RRM	Duct Hunter™ (26" Dia. Reel)	Live Tracer™ (26" Dia. Reel)	5/16" x 400'
12A-500RRM	Duct Hunter™ (32" Dia. Reel)	Live Tracer™ (32" Dia. Reel)	5/16" x 500'
12A-600RRM	Duct Hunter™ (32" Dia. Reel)	Live Tracer™ (32" Dia. Reel)	5/16" x 600'
12A-700RRM	Duct Hunter™ (32" Dia. Reel)	Live Tracer™ (32" Dia. Reel)	5/16" x 700'
12A-800RRM	Duct Hunter™ (32" Dia. Reel)	Live Tracer™ (32" Dia. Reel)	5/16" x 800'
12A-1200RRM	Duct Hunter™ (32" Dia. Reel)	Live Tracer™ (32" Dia. Reel)	5/16" x 1200'
13-400RRM	Duct Hunter™		7/16" x 400'
13-500RRM	Duct Hunter™		7/16" x 500'
13-600RRM	Duct Hunter™		7/16" x 600'
13-800RRM	Duct Hunter™		7/16" x 800'
13-1000RRM	Duct Hunter™		7/16" x 1000'



Duct Hunter™ Live Tracer



TRACEABLE RODDERS

**LOCATE LIVE GAS
& WATER LINES**

The Live Tracer is a continuous fiberglass duct rodder with a copper wire embedded in the rod core.

Connecting a signal transmitter to the rod energizes the wire, allowing the user to trace the continuous path of the pipe with a receiver.

Incorporating a Stuffing Box, the Live Tracer™ can trace live gas mains and lines without blow by to 125 PSI.

One person can do the job with minimal or no excavation.

- Trace to depths up to 10'
- Works with any locator set
- No blow-by while feeding rod into live line up to 125 PSI
- Sonde adapters available
- Accessory kit with Stuffing Box included

No Blow-By While Feeding Rod Into Live Line Up To 125 PSI

Less Disruption To Roads And Landscapes

Minimal Pavement Breakage, Excavation And Restoration



TRACEABLE RODDERS FOR GAS MAINS

Incorporating a stuffing box (included), the Live Tracer™ rod can be inserted without blow-by up to 125 psi. A locator and receiver set are used to energize and trace the path, or a camera is used to inspect gas main.

Benefits

- No Blow-By While Feeding Rod Into Live Line Up To 125 Psi
- Less Disruption To Roads And Landscapes
- Minimal Pavement Breakage, Excavation And Restoration
- No Service Interruption

#1 - Choose Preferred Method To Enter Gas Main:

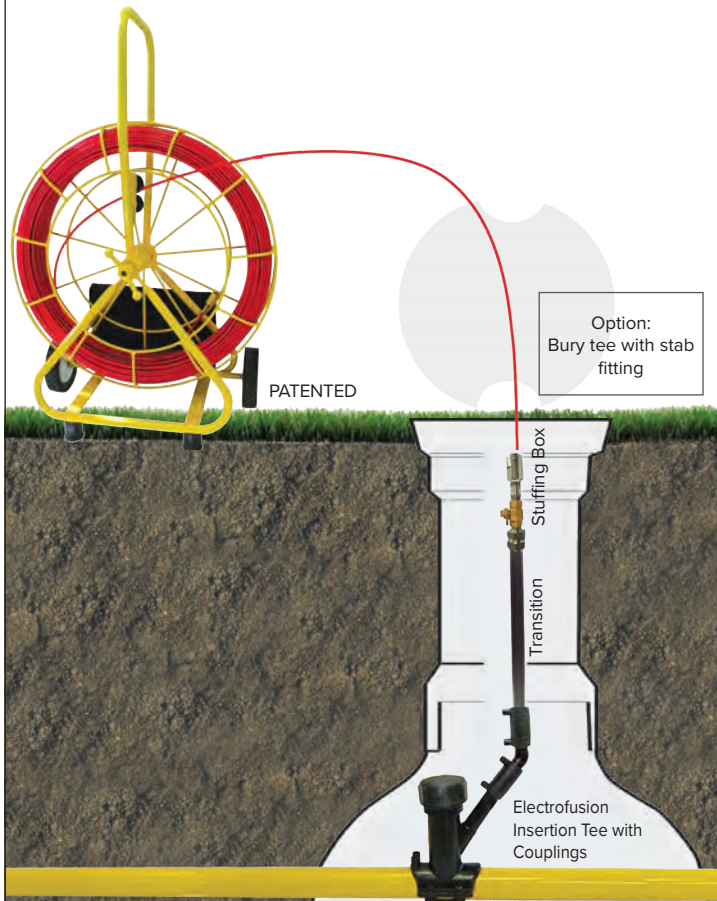
1. Electrofusion Insertion Tees For Tracing Only **Or**
2. Directional Entry Tool For Tracing & Camera Inspection

#2 - Choose Live Tracer™ Model And Accessories



Patented Electrofusion Tee Method

- For tracing only
- Integrated cutter shuts off gas flow for completion process
- Tee is capped and direct buried after use, or
- Valve box and valve can be used for access at later time



Directional Entry Tool Method

- For tracing or camera inspection
- Swivels to launch in either direction
- Uses commercially available VersaTap EF fittings




ELECTROFUSION INSERTION TEES & ACCESSORIES

Tees provide an angled entry port to launch traceable rod into PE pipe. Tees have integrated cutter to shut off gas flow when reinserted; assists with completion. Tees can be direct buried or entry port can be taken to grade in a valve box for future access.



Part Number	Accessories	Electrofusion Tees & Accessories For Gas Main Tracing
16-2-TEE	Electrofusion Tees	2" IPS Electrofusion Insertion Tapping Tee, 1" IPS outlet, 4.7mm terminals
16-2-TEE-BX		2" Tee, Box of 15
16-4-TEE		4" IPS Electrofusion Insertion Tapping Tee, 1" IPS outlet, 4.7mm terminals
16-4-TEE-BX		4" Tee, Box of 10
16-6-TEE		6" IPS Electrofusion Insertion Tapping Tee, 1" IPS outlet, 4.7mm terminals
16-6-TEE-BX		6" Tee, Box of 7
16-1HSCR	Hand Scraper	Prepares pipe surfaces for electrofusion
16-1PSCR	Poly Peeler	Poly Peeler; prepare 1" IPS pipe (DR11); second male for 1" IPS tee outlet (DR7)
16-RSCR	Rotary Peeler	2" IPS Rotary Peeler - Prepares gas main surface for electrofusion
16-2-RSCR-BLADES		Replacement blade set
16-1928-4PEEL		4" IPS Rotary Peeler - Prepares gas main surface for electrofusion
16-1930-6PEEL		6" IPS Rotary Peeler - Prepares gas main surface for electrofusion
16-TC	Test Caps	Apply air to perform leak check after fusion prior to tapping. 1/4" male quick-disconnect fitting.
16-TCG		With gauge to monitor for pressure drop. 1/4" male quick-disconnect fitting.
16-CW	Cap Wrench	Cap Wrench for EF Tees
16-HVTAP	Tap Handles	High Volume Tap Tool with T-Handle for EF Tees
16-HVTTR		High Volume Tap Tool w/Ratchet Drive for EF Tees. Required for 45° elbow on outlet. Ratchet handle not included. 1/2" sq. drive socket
16-EFC-1	1" Coupler	1" IPS to couple transition fitting & elbow to tee outlet. 4.7 mm terminals.
16-EFC-1-CTS		1" CTS to couple 1" CTS transition fitting to tee outlet. 4.7 mm terminals. Use with 16-1-PERED & 16-EFC-1 to fit EF Tee outlet
16-B7105	Transition Fittings	1" IPS x 24" PE transition fitting. 1" NPT bronze male thread, DR11. Connect to tee outlet & mount 1" ball valve & Stuffing Box
16-B7110		1" CTS x 24" PE transition fitting. 1" NPT bronze male thread, .101" wall. Connect to tee outlet & mount 1" ball valve & Stuffing Box
16-1-PERED	1" Reducer	1" IPS to 1" CTS reducer section, PE
16-1520-1CLAMP	Coupler Clamps	For 1" CTS couplers, vise-grip style
16-1525-1CLAMP		For 1" CTS couplers, vise-grip style
16-45ELB	Elbow	1" IPS 45° Elbow, PE. Use to direct transition fitting vertically to grade.

TRACEABLE RODDERS OVERVIEW



	1/4" Live Tracer™	5/16" Live Tracer™	5/16" Live Tracer™
Applications	Trace Live Gas Mains		
Features	Stuffing Box Attaches To Jameson Electrofusion Tees Or Directional Tool. Rated For 125 PSI With No Blow By. Marked in 5' increments. Metric marked available.		
Lengths Available	600' (183m)	300' - 400' (91.4 - 122m)	500' - 800' (152 - 244m) 1200' (366m)
Recommended Conduit	2" - 4" (50 - 100mm)	4" or larger (100mm)	
Minimum Bend Radius	4" (10.2 cm)	6" (15 cm)	
Pull Strength	400 lbs. (181.0 kg)	500 lbs. (226.2 kg)	
Accessory Kit with Stuffing Box	Included with Live Tracer™ 16-14-SB-KIT	Included with Live Tracer™ 12-516-SB-KIT	
Dimensions	36.25" x 24.0" x 13" (92.1 x 61 x 33 cm)	34.0" x 26.5" x 15.5" (86.4 x 67.3 x 39.4 cm)	40.0" x 32.0" x 18.0" (106 x 81.3 x 45.7 cm)
Weights	28.0 - 39.0 lbs. (12.7 - 17.7 kg)	46.7 - 51.7 lbs. (21.2 - 23.5 kg)	65.0 - 105.0 (29.5 - 47.6 kg)
Male End Ferrule Thread	1/4" - 20	3/8" - 16	

LIVE TRACER™ – GAS MAINS

1/4" Diameter Rod - Lightweight Portable Traceable Rodder

Live Tracer™ Traceable Rodder with an electrofusion insertion tee is designed to locate live gas mains with no blow by connecting a transmitter to the Live Tracer™ to energize the unit with a specific frequency and radiates a signal to the surface where a receiver detects the frequency.

- No blow-by while feeding rod into live main up to 125 PSI
- Less disruption to roads and landscapes
- Minimal pavement breakage, excavation and restoration
- 600 feet of 1/4-inch diameter traceable fiberglass rod marked every 5 feet
- Stuffing Box and Accessory Kit included
- Dimensions: 36.25" x 24.0" x 13"
(92.1 x 61 x 33 cm)

Size	Part Number	Replacement Reel
600' x 1/4"	16-14-600M-GL	16-600RRM

LIVE TRACER™ – GAS MAINS

5/16" Diameter Flexible Rod

Live Tracer™ Traceable Rodder with an electrofusion insertion tee is designed to locate live gas mains with no blow by connecting a transmitter to the Live Tracer™ to energize the unit with a specific frequency and radiates a signal to the surface where a receiver detects the frequency.

- No blow-by while feeding rod into live main up to 125 PSI
- Less disruption to roads and landscapes
- Minimal pavement breakage, excavation and restoration
- 600 feet of 1/4-inch diameter traceable fiberglass rod marked every 5 feet
- Stuffing Box and Accessory Kit included
- Dimensions: 34.0" x 26.5" x 15.5"
(86.4 x 67.3 x 39.4 cm)

Size	Part Number	Replacement Reel
300' x 5/16"	12-516-300M-GL	12-300RRM
400' x 5/16"	12-516-400M-GL	12-400RRM

LIVE TRACER™ – GAS MAINS

5/16" Diameter Flexible Rod

Live Tracer™ Traceable Rodder with an electrofusion insertion tee is designed to locate live gas mains with no blow by connecting a transmitter to the Live Tracer™ to energize the unit with a specific frequency and radiates a signal to the surface where a receiver detects the frequency.

- No blow-by while feeding rod into live main up to 125 PSI
- Less disruption to roads and landscapes
- Minimal pavement breakage, excavation and restoration
- 600 feet of 1/4-inch diameter traceable fiberglass rod marked every 5 feet
- Stuffing Box and Accessory Kit included
- Dimensions: 40.0" x 32.0" x 18.0"
(106 x 81.3 x 45.7 cm)

Size	Part Number	Replacement Reel
500' x 5/16"	12A-516-500M-GL	12A-500RRM
600' x 5/16"	12A-516-600M-GL	12A-600RRM
700' x 5/16"	12A-516-700M-GL	12A-700RRM
800' x 5/16"	12A-516-800M-GL	12A-800RRM
1200' x 5/16"	12A-516-1200M-GL	12A-1200RRM

TO ORDER 5/16" LIVE TRACER® WITH ALL-TERRAIN WHEELS, ADD AWK TO PART NUMBER. EXAMPLE: 12A-516-700M-AWK (12A- AND 13- MODELS ONLY)
TO ORDER METRIC MARKED ROD, ADD AN ADDITIONAL "M" TO PART NUMBER WHEN ORDERING. (EXAMPLE, 6-14-300M WOULD BE 6-14-300MM)

TRACEABLE RODDERS FOR GAS MAINS

ACCESSORIES & REPAIR KITS



Live Tracer™ Accessory Kit With Stuffing Box
(Included and Sold Separately)

Wipes

Hex Wrench

All-Terrain Wheel



Stuffing Box

O-Rings

Spare Screws

Flexible Tip

Roller Guide

Roller Guide W/Spring Leader

Ball-Nose Spring Leader

Repair Adhesive

Accessories & Repair Kits	Description	1/4" Live Tracer™	5/16" Live Tracer™
Accessory Kit with Stuffing Box	Canvas storage bag, stuffing box, 3 spare screws, 10 spare O-rings, lubricating wipes, hex wrench, ball-nose spring leader, spare end ferrule with adhesive, rod terminal, static grounding cable	16-14-SB-KIT	
	Canvas storage bag, stuffing box, 3 spare screws, 10 spare O-rings, lubricating wipes, hex wrench, ball-nose spring leader, roller guide, spare end ferrule with adhesive, rod terminal, static grounding cable		12-516-SB-KIT
Accessory Kit without Stuffing Box	Accessory Kit for gas main tracer, no stuffing box	16-14-Kit_No SB	
Stuffing Box	Stuffing Box with 6 O-rings, 3 spare screws, 1" NPT pipe nipple	16-SB	12-SB
O-Rings	O-rings for Stuffing Box, 10-Pack	16-170	16-170-516
Spare Screws	Screws for Stuffing Box, 3-Pack	16-172	16-172
Lubricating Wipes	Lubricates rod for easier insertion through stuffing box. Canister of 20 wipes, non-toxic, water-based.	15-WIPE 15-WIPE-B (12 ct. box quantity)	
Hex Wrench	3/16" Ball-nose hex wrench for 1/4" and 5/16" stuffing boxes	16-HW316	
End Ferrule Repair Kit	End ferrule, rod terminal, adhesive, emery cloth	16-146	12-146
Repair Adhesive	Adhesive, Applicator, Emery Cloth	9-167	
Roller Guides	Roller guide helps guide rod over pipe joints and through bends. WILL NOT launch through EF Tees, for use with Directional Tool only.		9-141 or 9-141-R
Roller Guide w/Spring Leader	Heavy-duty spring & chain attached to swiveling roller guide helps guide rod over pipe joints & through bends. WILL NOT launch through EF Tees; use with Directional Tool only.		9-171
Ball-Nose Spring Leader	Heavy-duty spring and chain with ball nose helps rod move over pipe joints and bends, 1/4"-20 hole. Will launch through EF Tees.	16-169	
	Heavy-duty spring & chain with ball nose helps rod move over pipe joints and bends, 3/8"-16 hole (also fits Buddy rodders 3/8" & 1/2" rods.) Will launch through EF Tees.		12-163
All Terrain Wheel Kit	Heavy-duty spring and chain with ball nose helps rod move over pipe joints and bends, 1/4"-20 hole. Will launch through EF Tees.		11A-AWK

* Items Ending In "-R" Are Provided In Display-Ready Packaging

DIRECTIONAL ENTRY TOOL

The Jameson Directional Entry Tool enables vertical insertion of tracer rods and cameras into live gas mains, facilitating the difficult first bend at entry.

Patented technology developed by GTI, licensed by Jameson LLC

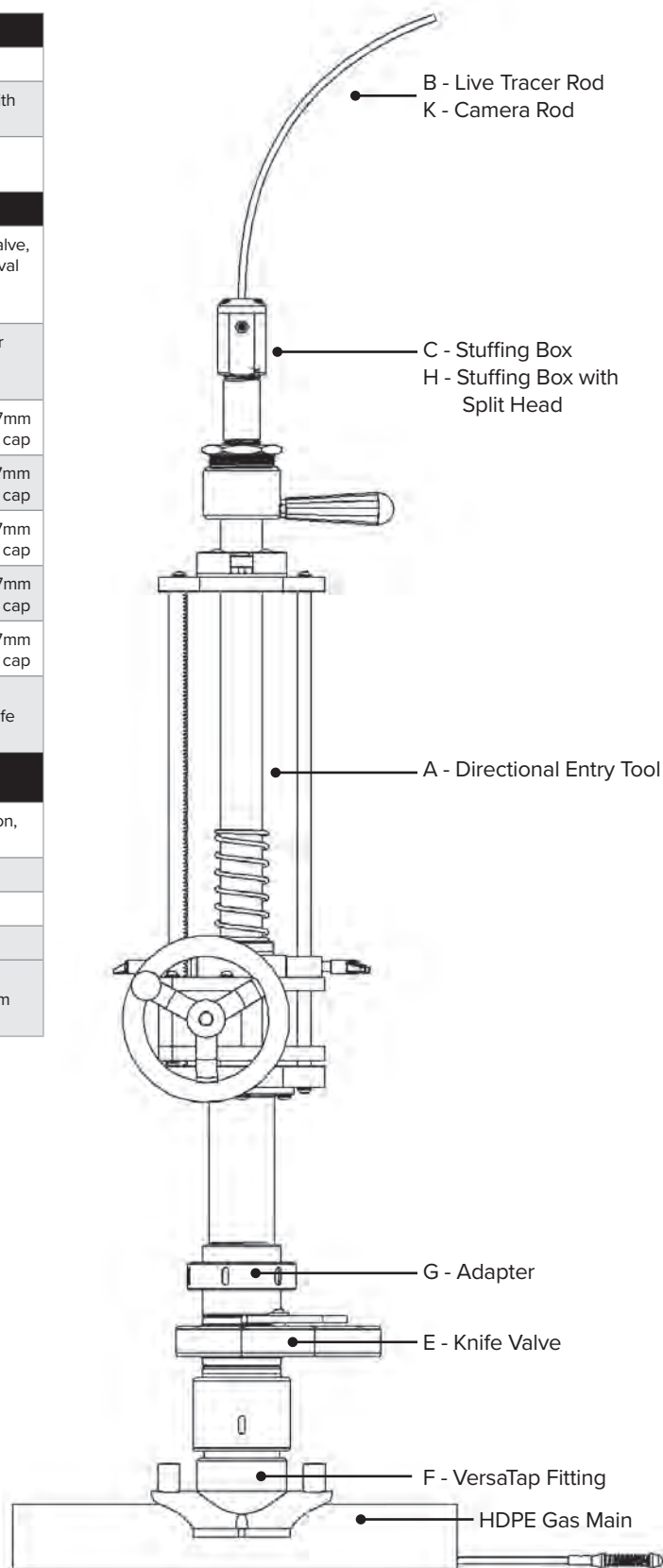
- Works on live mains with no blow by to 125 PSI
- Works on mains as small as 2"
- Rotates 360° to insert in either direction
- Optimized for use with Jameson 1/4" Live Tracer
- Works with commercially available saddles, valves and tap tools
- Works on PVC, PE, steel and ductile iron mains



Part Number	Description
16-DT-2-C	Directional Entry Tool With Hard Case
16-DT-2-SHOE	Replacement Shoe & Hardware
16-DT-2-REPAIR	Repair Kit: Wheel, 2 Lock Handles, Launch Handle, Launch Collar, 2 Launch Seal, 2 Shaft Collars
Specifications	
Weight, Tool Only	21.5 lbs.
Weight In Case	50 lbs.
Tool Dimensions	40.5 x 11 x 9.5 in.
Case Dimensions	42 x 13 x 12 in.
Thread size	2" NPT
Pressure Rating	125 PSI

TRACEABLE RODDERS FOR GAS MAINS

Mfr.	Item	Part Number	Items For Tracing
Jameson	A	16-DT-2-C	Directional Entry Tool, 2" NPT
	B	16-14-600-GL	1/4" x 600' Live Tracer rodder for gas mains with stuffing box & accessories
	C	16-SB	Stuffing Box for 1/4" rod (included with 16-14-600-GL)
			Items For Tracing & Camera Inspection
GF Central Plastics	D	360063170	SurTap Kit: Hot-tap tool, cutter, gasket, knife valve, fitting adapter, spanner wrench, coupon removal tool, completion plug installation tool, storage case
	E	360062606	Knife valve with 2-7/8" buttress thread adapter for VersaTap fittings (included with SurTap Kit 360063170)
	F	360061520	VersaTap electrofusion fitting, 2" IPS, black, 4.7mm electrodes, with completion plug and external cap
		360061521	VersaTap electrofusion fitting, 3" IPS, black, 4.7mm electrodes, with completion plug and external cap
		360061522	VersaTap electrofusion fitting, 4" IPS, black, 4.7mm electrodes, with completion plug and external cap
		360061523	VersaTap electrofusion fitting, 6" IPS, black, 4.7mm electrodes, with completion plug and external cap
		360061524	VersaTap electrofusion fitting, 8" IPS, black, 4.7mm electrodes, with completion plug and external cap
	G	360064094	Quick connect adapter for lower end of Jameson 16-DT-2-C to enable mounting to Knife Valve 360062606
			Items For Camera Inspection
Tellus Underground	H	TCL-4201	Stuffing Box with split head for camera insertion, 2" NPT, includes gasket set of your choice
	J	CLK 4212	10mm Gasket set for TCL-4201
		CLK 4211	8mm Gasket set for TCL-4201
		CLK 4210	7mm Gasket set for TCL-4201
Hathorn Corp	K	110002	Key hole gas camera system, 3/8" x 400 ft, compatible with Jameson 16-DT-2-C, use 10mm gasket set



LIVE TRACER™ FOR GAS & WATER SERVICE LINES

Incorporating a stuffing box (included), the Live Tracer™ rod can be inserted into line without blow-by up to 125 psi. A locator and receiver set are used to energize and trace path.

- No blow-by while feeding rod into live line up to 125 PSI
- Less disruption to roads and landscapes
- Minimal pavement breakage, excavation and restoration



Fiberglass rod with copper core and red polymer jacket



Accessory Kit with Stuffing Box



Accessory Kit with Stuffing Box

	1/8" Live Tracer™ Includes Accessory Kit & Stuffing Box	3/16" Live Tracer™ Includes Accessory Kit & Stuffing Box
Applications	For Service Lines 1/2" To 1" and Tight Bends	For Service Lines 3/4" to 1-1/2"
Features	Trace live gas & water service lines from the meter to the main	
Lengths Available	100' - 300' [30.5 - 91.4m]	100' - 300' [30.5 - 91.4m]
Recommended Conduit	1/2" - 1" [15 - 25mm]	3/4" - 1-1/2" [20 - 40mm]
Minimum Bend Radius	1.75" [4.5 cm]	2.5" [6.4 cm]
Pull Strength	150 lbs. [67.9 kg]	300 lbs. [135.8 kg]
Accessory Kit with Stuffing Box	Included 15-18-SB-KIT	Included 15-316-SB-KIT
Dimensions	22" x 17" x 7" [55.9 x 43.2 x 17.8 cm]	22" x 17" x 7" [55.9 x 43.2 x 17.8 cm]
Weights	11.1 - 15.0 lbs. [5.0 - 6.8 kg]	11.6 - 15.5 lbs. [5.3 - 7.0 kg]



BULLET TIP

Guides Rod From Riser To Service Transition

Size	Live Tracer with Bullet Tip	Replacement Canister
100' x 1/8"	15-18-100-GL	15-18-100RR-GL
150' x 1/8"	15-18-150-GL	15-18-150RR-GL
200' x 1/8"	15-18-200-GL	15-18-200RR-GL
250' x 1/8"	15-18-250-GL	15-18-250RR-GL
300' x 1/8"	15-18-300-GL	15-18-300RR-GL
100' x 3/16"	15-316-100-GL	15-100RR-GL
150' x 3/16"	15-316-150-GL	15-150RR-GL
200' x 3/16"	15-316-200-GL	15-200RR-GL
250' x 3/16"	15-316-250-GL	15-250RR-GL
300' x 3/16"	15-316-300-GL	15-300RR-GL



FLEXIBLE TIP

Navigates Difficult Transitions And Stab Fittings; Guides Rod Through Lyco Fittings In 1/2" Pipe.

Size	Live Tracer with Flexible Tip	Replacement Canister
100' x 1/8"	15-18-100-GLFT	15-18-100RR-GLFT
150' x 1/8"	15-18-150-GLFT	15-18-150RR-GLFT
200' x 1/8"	15-18-200-GLFT	15-18-200RR-GLFT
250' x 1/8"	15-18-250-GLFT	15-18-250RR-GLFT
300' x 1/8"	15-18-300-GLFT	15-18-300RR-GLFT
100' x 3/16"	15-316-100-GLFT	15-100RR-GLFT
150' x 3/16"	15-316-150-GLFT	15-150RR-GLFT
200' x 3/16"	15-316-200-GLFT	15-200RR-GLFT
250' x 3/16"	15-316-250-GLFT	15-250RR-GLFT
300' x 3/16"	15-316-300-GLFT	15-300RR-GLFT

ACCESSORIES & REPAIR KITS



Live Tracer™ Accessory Kit With Stuffing Box
(Included and Sold Separately)

Lubricating
Wipes

Hex Wrench

Ground Cables



Stuffing
Box

O-Rings

Spare
Screws

Repair Adhesive

Replacement
Terminal

Bullet Tip
Repair Kit

Tapered Tip
Repair Kit

Flex Tip
Repair Kit

Accessories & Repair Kits	Description	1/8" Live Tracer™	3/16" Live Tracer™
Accessory Kit with Stuffing Box	Canvas storage bag, Stuffing Box, 3 spare screws, 6 spare O-rings, lubricating wipes, hex wrench, spare bullet tip & tapered tip (3/16" kit only) with adhesive, static grounding cable	15-18-SB-KIT	15-316-SB-KIT
Accessory Kit without Stuffing Box	Canvas storage bag, 3 spare screws, 6 spare O-rings, lubricating wipes, hex wrench, spare bullet tip & tapered tip with adhesive, static grounding cable	15-18-KIT_No SB	15-316-KIT_No SB
Lubricating Wipes	Lubricates rod for easier insertion through Stuffing Box. Canister of 20 wipes, non-toxic, water-based	15-WIPE 15-WIPE-B (12 ct. box quantity)	
Hex Wrench	5/32" Ball-nose hex wrench for 1/8" and 3/16" Stuffing Boxes	15-HW532	
Grounding Cables	Grounding clip, gas tracer	15-GC	
Stuffing Box	Stuffing Box with 6 O-rings, 3 spare screws, 3/4" NPT pipe nipple	15-18-SB	15-SB
O-Rings	12-pack of O-rings for Stuffing Box	15-18-170-GW	15-170-GW
Spare Screws	3-pack of screws for Stuffing Box	15-172	
Repair Adhesive	Adhesive, applicator, emery cloth	9-167	
Replacement Terminal	Contact terminal replacement kit. Includes external and internal terminals, end ferrule, adhesive, emery cloth	15-18-LUG	15-LUG
Bullet Tip Repair Kit	Bullet tip, adhesive, emery cloth - guides rod from riser to service transition	15-18-146-GW	15-146-GW
Tapered Tip Repair Kit	Tapered tip, adhesive, emery cloth - guides rod from riser to service transition		15-146-GW-T
Flex Tip Repair Kit	Flex tip, adhesive, emery cloth	15-18-168	15-163GLFT

LOCATE ENERGIZED CONDUCTIVE PATHS WITH RECEIVERS & TRANSMITTER

Compact, lightweight locators for easy one-hand operation. LCD display and easy-to-operate function keys are conveniently located on wand.

Locate energized conductive paths such as iron, steel and copper water lines, gas lines, tracer wire by plastic pipe, telephone/TV cables and Jameson Duct Hunter™ Traceable Rodders.

WAND SIGNAL RECEIVER

- Ideal for short runs
- 2 active frequencies
- 2 operating modes: Line tracing (82 kHz) and sonde locating (512 Hz)
- Includes carry case, manual, batteries

Part Number	Description
17-100R	Wand Signal Receiver
17-100RTK	Wand Signal Receiver with Transmitter Kit (17-500T Digital Transmitter)



CABLE & PIPE LOCATING RECEIVER

- Depth indication with push of a button. Back-lit LCD display.
- 4 active frequencies: 512 Hz, 8 kHz, 33kHz, 82 kHz
- 2 passive frequencies: 60 Hz power & RF
- Operating Modes: Peak, null and sonde
- Includes carry bag, manual, batteries, conductive clips

Part Number	Description
17-300R	Cable & Pipe Precision Locating Receiver Equipped with Rechargeable Battery and a Padded Protective Carrying Case
17-100RTK	Wand Signal Receiver with Transmitter Kit (17-500T Digital Transmitter)



DIGITAL TRANSMITTER

Digital transmitter energizes conductive paths and supports Jameson's receivers. Includes low frequencies for direct connect long runs, higher frequencies for tracing Duct

Hunter™ rod in plastic pipes or inductive modes.

Lightweight unit features easy-to-read high contrast LCD screen. Includes carrying bag, manual, batteries, ground spike and wire leads.

Part Number	Description
17-500T	Digital Transmitter with Rechargeable Battery and a Padded Protective Carrying Case



INDUCTIVE COUPLER CLAMP

Use with transmitter to apply signal to cables when direct connection is not possible.

Operational frequency range 8kHz to 82kHz.
15 ft. cord, 1/4"-20 mounting hole


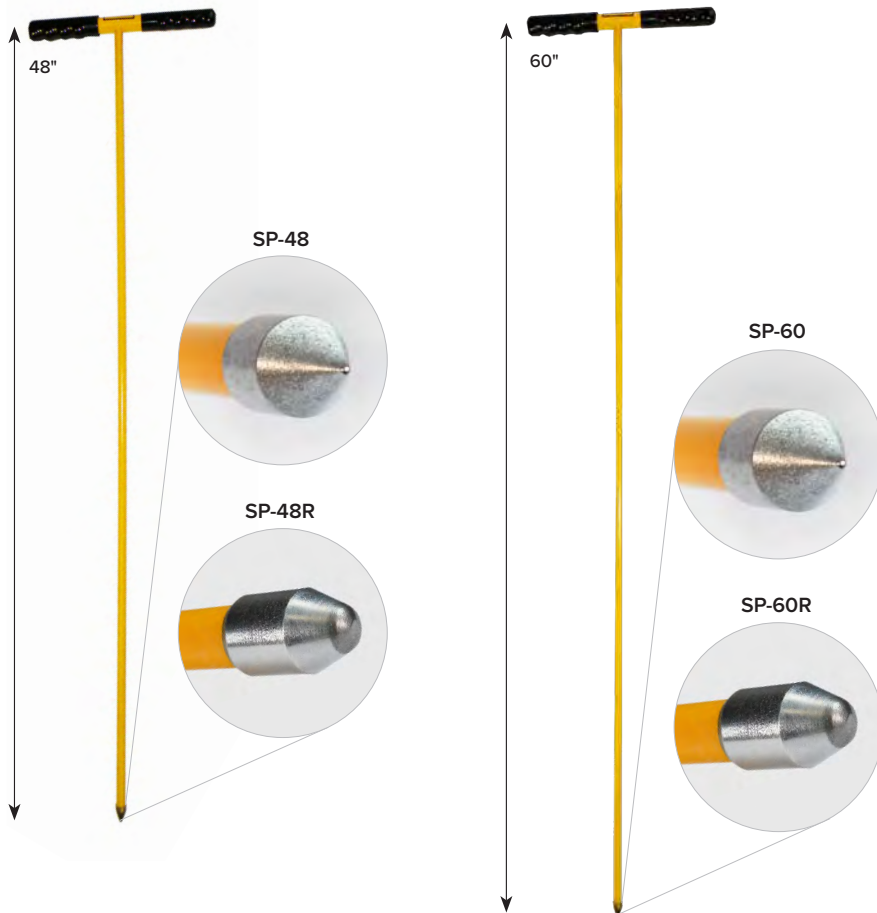
Part Number	Description
17-4HC	Inductive Coupler Clamp




Soil Probe Locates Underground Utility Boxes, Buried Conduit And Tree Roots

- Solid 1/2" fiberglass rod for increased strength and flexibility
- Double coated PVC grips with finger grooves provide cushioned grip
- Reinforced steel tip to penetrate ground
- Wider, more ergonomic T-handle allows for increased leverage
- The rounded tip is recommended for use on more sensitive applications where there could be risk of damage with the standard pointed tip
- 60" Soil Probe designed for applications that require extended depth or longer reach

Part Number	Description
SP-48	48" T-Bar Soil Probe
SP-48R	48" T-Bar Soil Probe (rounded tip)
SP-60	60" T-Bar Soil Probe
SP-60R	60" T-Bar Soil Probe (rounded tip)





BUDDY FISH TAPE

**TELECOMMUNICATION
& ELECTRICAL WIRING**

Since 1980, the Jameson Buddy® System of rodders and fish tapes has evolved to become the most comprehensive in the industry.

Jameson fish tapes feature a round, flexible rod that slides easily over wires in occupied conduit, offering exceptional bending strength for maneuvering tight turns.

- Non-conductive fiberglass rod core with orange polymer jacket
- Smooth, round rod installs easily in empty or occupied conduit
- Round rod bends in all directions, unlike flat steel fish tapes



BUDDY® FISH TAPE OVERVIEW



	Wee Buddy®	Flex Buddy™ Flexible Steel	Flex Buddy™ Non-Conductive Plastic Tip	Little Buddy®	Microduct Fisher™		
Features	<ul style="list-style-type: none"> • Round rod flexes in all directions and slides easily over wires • Easy-grip canister • Smooth, non-binding payout and return • Snap-on accessory kit 	<ul style="list-style-type: none"> • Polymer Mono-Twist Fish Tape with Flexible Steel Leader Tip 	<ul style="list-style-type: none"> • Polymer Mono-Twist Fish Tape with Non-Conductive Plastic Tip 	<ul style="list-style-type: none"> • Operates vertically or horizontally. • Feed eye and drag brake control payout. 	<ul style="list-style-type: none"> • Low profile pulling eye is permanently mounted. • Moves smoothly in microduct as small as 6mm. 		
		<ul style="list-style-type: none"> • Durable single-strand spiral design for fast low-friction fishing • High-Flex, Non-Kink, Single-Strand Design • Large Comfort-Grip Ergonomic Handle designed for smooth and quick payout 					
Rod Diameter	1/8" (3.2mm)	1/4" (5.5mm)		3/16" (4.8mm)	1/8" (3.2 mm)		
Lengths Available	50-150' (15.2–45.7m)	100-200'(2.54-5.08m)		150-300' (45.7–91.4m)	160'/350' (50.3/106.7m)		
Recommended Conduit	Conduit As Small As 1/2" (16mm)			3/4"–1-1/2" (21–41mm)	Microduct As Small As 6 mm		
Bend Radius	1.5" (38.1mm)		<0.5" (12.5mm)		1.5" (38.1mm)		
Pull Strength	200 Lbs. (90.5kg)		550 lb (250kg)	400 lb (181kg)	300 lbs. (135.7kg)	200 lbs (90.5kg)	
Accessory Kits	Included 8-18-AK	N/A	N/A		Included 10-316-AK	N/A	
Dimensions L x W x H	12.5" x 2.0" (31.8 x 5.1 cm)		22"x17"x2" (55.8x43.2x5cm)		22" x 17" x 7" (55.9 x 43.2 x 17.8 cm)	12.5" x 2.0" (31.8 x 5.1 cm)	20" x 17" x 10.3" (50.8 x 43.2 x 26.2 cm)
Weights	2.3 - 3.0 lbs.(1.0 - 1.4 kg)		6 - 7.8 lb (2.7 - 3.5 kg)		12.6 - 15.5 lbs. (5.7 - 7.0 kg)	2.4 lbs. (1.1 kg)	10 lbs. (4.5 kg)
End Ferrule	#10-32 Male		#12-24 Male Metal with 6" steel cable leader	#12-24 Male Plastic	#12-24 Male		



WEE BUDDY® - WITHOUT ACCESSORY KIT

1/8" Diameter Rod - Lightweight Portable Fish Tape

Wee Buddy's round rod slides easily over existing wires, especially at bends, with a smooth, non-binding payout and return to canister.

Easy-grip design allows for more efficient pushing and pulling when fishing telecom, voice, data or electrical conduit.

Patented canister features snap-on accessory kit.

- Non-Conductive Fiberglass Rod
- Bend Radius: 1.5"
- 200-lb. pull/tensile strength
- Available With or Without Accessory Kit
- Dimensions: 12.5" Diameter x 2"

Size	Part Number	In Display Package
50' x 1/8"	8-18-50	8-18-50-R
100' x 1/8"	8-18-100	8-18-100-R
150' x 1/8"	8-18-150	8-18-150-R



WEE BUDDY® - WITH ACCESSORY KIT

1/8" Diameter Rod - Lightweight Portable Fish Tape

Wee Buddy's round rod slides easily over existing wires, especially at bends, with a smooth, non-binding payout and return to canister.

Easy-grip design allows for more efficient pushing and pulling when fishing telecom, voice, data or electrical conduit.

Patented canister features snap-on accessory kit.

- Non-Conductive Fiberglass Rod
- Bend Radius: 1.5"
- 200-lb. pull/tensile strength
- Available With or Without Accessory Kit
- Dimensions: 12.5" Diameter x 2"

Size	Part Number	In Display Package
50' x 1/8"	8-18-50K	8-18-50K-R
100' x 1/8"	8-18-100K	8-18-100K-R
150' x 1/8"	8-18-150K	8-18-150K-R



LITTLE BUDDY®

3/16" Diameter Rod - For Conduit 0.75" - 1.5" Diameter

Lightweight, portable unit typically used for running inside and outside conduit drops as well as home drops from the hand-hole box to a building. Also used for light pole and control wiring or walker ducts.

- Operates vertically or horizontally
- Drag brake and safety feed eye control payout
- Non-Conductive Fiberglass Rod
- 3/16" OD Fiberglass Rod
- 2.5" Bending Radius
- 300-lb Pull/Tensile Strength
- Accessory Kit included
- Dimensions: 22" x 17" x 7"

Size	Part Number	In Display Package	Replacement Reel
150' x 3/16"	10-316-150	10-316-150-R	10-150RR
200' x 3/16"	10-316-200	10-316-200-R	10-200RR
250' x 3/16"	10-316-250	10-316-250-R	10-250RR
300' x 3/16"	10-316-300	10-316-300-R	10-300RR

* Items Ending In "-R" Are Provided In Display-Ready Packaging



MICRODUCT FISHER™ HANDHELD

1/8" Diameter Rod - Lightweight canister with easy-grip design

Microduct Fisher features all fiberglass rod construction for safety and easy handling. Smooth, round polymer jacket will not nick or scratch fiber or duct wall.

Low profile pulling eye is permanently mounted on rod to move easily in fiber microducts as small as 6 mm, where traditional fish tapes are too large.

- 3.2 mm OD Fiberglass Rod
- 1.5" Bending Radius

Size	Part Number	In Display Package
165' x 1/8"	8-18-165MDR	8-18-165MDR-R



MICRODUCT FISHER™ II WITH HANDLE

1/8" Diameter Rod - Portable Handheld Canister for Easy Transport

Microduct Fisher II ideal for pulling phone wire, network cable or speaker wire through walls, occupied and empty electrical conduit.

- Non-Conductive Fiberglass Rod
- Bend Radius: 1.5"
- Ideal for occupied and empty conduit measuring as small as 6 mm
- The fish tape is designed with a robust brake for controlling the payout speed
- Accessory Kit included
- Dimensions: 22" Diameter x 7"

Size	Part Number	In Display Package	Replacement Reel
350' x 1/8"	10-18-350MDR	10-18-150-MDR-R	10-350RR-MDR



MICRODUCT FISHER™ II ON STAND

1/8" Diameter Rod - For Conduit Measuring as Small as 6 mm

The Microduct Fisher features all fiberglass rod construction for safety and easy handling. Smooth, round polymer jacket will not nick or scratch fiber or duct wall.

- Drag brake and safety feed eye to control pay out.
- 1.5" Bending Radius
- Overall Weight: 16 lbs.
- The fish tape is designed with a robust brake for controlling the payout speed
- Ideal for occupied and empty conduit measuring as small as 6 mm
- Accessory Kit included
- Dimensions: 22" x 17" x 7"

Size	Part Number	In Display Package	Replacement Reel
350' x 1/8"	10-18-350MDRS	10-18-350MDRS-R	10-350RR-MDR

* Items Ending In "-R" Are Provided In Display-Ready Packaging

Rod is marked in 5' increments. Add 'MM' to part number for metric measure (1m increments)



Wee Buddy Accessory Kit

Little Buddy Accessory Kt



Pulling Eye

Splice Ferrule

Flexible Spring Leader

Flexible Spring Leaders With Ball

Repair Adhesive & Emery Cloth

Accessories	Description	Wee Buddy®	Little Buddy®	Microduct Fisher®
Wee Buddy Accessory Kit	Plastic Case, Flexible Leaders (2), Pulling Eye (2), Splice Ferrule (2), End Ferrule (2), Adhesive and Emery Cloth	8-18-AK		
Little Buddy Accessory Kit	Flexible Leaders (2), Pulling Eye (2), Splice Ferrule, End Ferrule (2), Adhesive and Emery Cloth		10-316-AK or 10-316-AK-R	
Fixed Pulling Eye	Attach pull line or pulling grip to rod	8-160 or 8-160-R	10-160	
Flexible Leader w/Sm. Tip	Guide rod through bends, sweeps, and misalignments	8-163 or 8-163-R		
Flexible Leader w/Lg. Tip	Guide rod through bends, sweeps, and misalignments	8-162 or 8-162-R	10-163	
Flexible Leader w/Eyelet	Guide rod through bends, sweeps, and misalignments		10-162	
Pulling Eye Repair Kit	Pulling Eye, Adhesive, and Emery Cloth			8-146MDR or 8-146MDR-R
Splice Repair Kit	Splice Ferrule, Adhesive, and Emery Cloth	8-140 or 8-140-R	10-140 or 10-140-R	8-140MDR or 8-140MDR-R
End Ferrule Repair Kit	End Ferrule, Adhesive, and Emery Cloth	8-146 or 8-146-R	10-146	
Repair Adhesive	Adhesive and Emery Cloth		10-167	

EZ-REEL PRE-LOADED REPLACEMENT ROD ON REEL



EZ-REEL PRE-LOADED REPLACEMENT ROD ON REEL

Jameson Buddy® Conduit Rodders and Fish Tapes are highly durable, designed for tough job sites. Our repair kits enable customers to splice rods or fix end-fittings to keep their equipment in service. In cases of severe damage, replacing the entire spool may be necessary, but it's a challenging and time-consuming task. In response to customer feedback, Jameson introduced EZ-REEL™ pre-loaded replacement reels, enhancing the speed and safety of replacing damaged rod material.

Size	Part Number	Reel
1/8" x 350'	10-350RR-MDR	Microduct Fisher II
3/16" x 150'	10-150RR	Little Buddy®
3/16" x 200'	10-200RR	Little Buddy®
3/16" x 250'	10-250RR	Little Buddy®
3/16" x 300'	10-300RR	Little Buddy®

* Items Ending In "-R" Are Provided In Display-Ready Packaging

flex

BUDDY™

POLYMER FISH TAPE

Flex Buddy Polymer Fish Tape

- Durable single-strand spiral design for fast low-friction fishings
- Combines the stiffness to push long runs, with the flexibility to handle multiple 90° bends
- Non-conductive polymer material resists kinking for durable long-lasting performance on the job site





FLEX BUDDY™ FLEXIBLE STEEL TIP **Polymer Fish Tape with Flexible Steel Leader Tip**

Combines the stiffness to push long runs, with the flexibility to handle multiple 90° bends. Non-conductive polymer material resists kinking for durable long-lasting performance on the job site.

- Polymer Mono-Twist Fish Tape with Flexible Steel Leader Tip
- Durable single-strand spiral design for fast low-friction fishing
- High-Flex, Non-Kink, Single-Strand Design
- Large Comfort-Grip Ergonomic Handle designed for smooth and quick payout

Size	Description
5-316-100FST	100' Polymer Mono-Twist Fish Tape with Flexible Steel Leader Tip
5-316-150FST	150' Polymer Mono-Twist Fish Tape with Flexible Steel Leader Tip
5-316-200FST	200' Polymer Mono-Twist Fish Tape with Flexible Steel Leader Tip



FLEX BUDDY™ NON-CONDUCTIVE PLASTIC TIP **Polymer Mono-Twist Fish Tape with Non-Conductive Plastic Tip**

Combines the stiffness to push long runs, with the flexibility to handle multiple 90° bends. Non-conductive polymer material resists kinking for durable long-lasting performance on the job site.

- Polymer Mono-Twist Fish Tape with Non-Conductive Plastic Tip
- Durable single-strand spiral design for fast low-friction fishing
- High-Flex, Non-Kink, Single-Strand Design
- Large Comfort-Grip Ergonomic Handle designed for smooth and quick payout

Size	Description
5-316-100NCT	100' Polymer Mono-Twist Fish Tape with Non-Conductive Plastic Tip
5-316-150NCT	150' Polymer Mono-Twist Fish Tape with Non-Conductive Plastic Tip
5-316-200NCT	200' Polymer Mono-Twist Fish Tape with Non-Conductive Plastic Tip

** Electric shock hazard: Do not use near live circuits. Always wear proper PPE when using this product.*



WHEREVER THE JOB TAKES YOU,
COUNT ON JAMESON™



JAMESONTOOLS.COM

800.346.1956